

WELCOME

I would like to welcome you and your child to an extremely fun-filled and exciting kindergarten classroom where dreamers are born, letters come alive, and the love for learning never dies. I have been looking forward to the first day of kindergarten and can't wait to meet and get to know both you and your child!!! I hope this letter will familiarize you with our kindergarten program and answer some of the questions you may have. (If I were you, I would keep this letter for a little while so you can refer to it if necessary. It is packed full of information.)

Parent/Teacher Communication: I believe that teachers and parents are partners in education. You are an essential part of our kindergarten program- for YOU are your child's FIRST and BEST teacher! We must work together as a team to best benefit the development of your child- academically, physically, socially, and emotionally. It is through our support and encouragement that your child will grow.

Parent-Teacher Conference: We will have one scheduled parent-teacher conference in October, however, if at anytime throughout the school year you feel a conference is needed or you have any questions or concerns, please feel free to call me, text me, or email me anytime. My contact information is on the last page. (On school days I will only be able to get back with you during my planning time (11:35-12:20 p.m.) or after school at 3:05 p.m.)

www.mrsdickensloveskindergarten.weebly.com: A few years ago, I moved into the 21st century by going "GREEN" and built my own class website. All of my newsletters will be posted on this website as well as emailed directly to your inbox. No more killing trees! ☺ No more lost papers! ☺ No more uninformed parents! ☺ Please visit my website at the beginning of each week and click on the "Newsletters" tab. Each newsletter will be packed full of important information that YOU NEED TO KNOW for that week. The more you know, the better you can communicate with your child...and ME! ☺. You may also enjoy checking out the monthly pictures tab. In fact, the pictures I take today should be up tonight!!! I will not list any names with the pictures. (If you do not want your child's individual pictures on the website, please let me know.) If you do not have a smartphone or your own computer at home, you may use the internet on the computers at the uptown library FOR FREE!!! ☺

The Folders: Thank you for providing your child with green and red folders. The green folder will be the "go home" folder, and the red folder will be the "stay at school" folder.

The GREEN Folder: Here at SES we expect our students to BE SAFE, BE RESPONSIBLE, and BE RESPECTFUL. Your child can show RESPONSIBILITY by taking home and bringing back his/her green folder EVERY DAY!! Having that green folder every day is a MUST in my classroom. (The importance of the green folder is just like that of the American Express card slogan. "DON'T LEAVE HOME WITHOUT IT!" ☺ ☺ ☺) Your child is to take the green "go home" folder home every night and bring it back to school every morning. This folder will be our (the teacher and the parents') link to communication. I will ask that the children place all of their papers they have completed throughout the day and any notes from me or the school in their green folder to take home and show their parents. I ask that you please do the same as well. If you have any notes, lunch money, permission slips, etc. for me, please have your child put the item(s) in the green folder to transport to school. Then every morning I will ask the children if they have any notes, etc. for me in their folder. If items are placed in the green folder, they are less likely to get lost than if just placed somewhere in one of the compartments in a backpack. (Please set aside some time every evening to let your child "show and tell" about what is in his/her green folder and what he/she did at school that day.)

Special Notes: If your child needs to go home a different way than usual, it is VERY IMPORTANT that you write me a note and put it in your child's green folder. This will alleviate any confusion. If your plans change during the day, please call the school office and they will send me a note. If no written note or phone call is received, your child will be sent home by his or her usual method of transportation. I would also appreciate a note if your child has a doctor appointment during the school day, if you plan to take your child out for lunch, or if you know in advance that your child is going to be absent from school. When taking your child out of school or bringing him/her back, please sign your child in and out at the office. You must also call the office in the morning if your child is sick or if you plan to bring your child in late due to an early scheduled doctor appointment.

Lunch Money: When sending lunch money to add onto your child's "lunch card" (which works like a debit card), please place it in a sealed envelope in your child's green folder and write the following on the outside of the envelope: your child's name, Mrs. Dickens, the date, the amount of money enclosed, and the check number (if you wrote a check). Please tell your child to take the envelope straight to the office when he/she arrives. You can check the balance of your child's lunch account on Skyward. (I eat lunch at school too sometimes, and when I have less than \$5 left in my account, Skyward sends me an email so I know to replenish it. 😊)

Arrival and Dismissal Procedures: Students can arrive as early as 7:30. They will go to the cafeteria and sit in a straight line on the floor in front of the chair labeled "Mrs. Dickens". Breakfast will be available if needed. At 7:45, I will meet the children and take them down to our room.

For Dismissal Procedures we have 7 options. Your child will either be a ...

1. Country Bus Rider
2. Preschool Bus Rider
3. Proto-Tykes Bus Rider
4. Dance Bus Rider
5. White City Bus Rider
6. Walker
7. Waiter (some teachers say "Car rider")

The definitions for these 7 terms are as follows:

1. **Country Bus Rider** – Your child rides our yellow school bus home or to a sitter's house.
2. **Preschool Bus Rider** – Your child rides an after school daycare bus to the Sullivan Preschool.
3. **Proto-Tykes Bus Rider** – Your child rides an after school daycare bus to Agri Fab.
4. **Dance Bus Rider**— Your child rides an after school daycare bus to the Sullivan Dance Studio
5. **White City Bus Rider** - Your child rides the white city bus home or to a sitter's house. (This CIPT (Central Illinois Public Transit) bus will travel ONLY to where the school buses do not. There is a monthly fee of \$20. 1-855-755-2478)
6. **Walker** – Your child exits the EAST side of SES and either walks home or walks to Main Street to meet up with his/her ride home.
7. **Waiter** – Your child waits in the gym for a parent/caretaker to park on the WEST side of SES and walk in to get him/her.

If your child is any kind of Bus Rider or a Walker, he/she will go to a designated line and be supervised by an adult who will get your child to the right destination.

If your child is a Waiter, he/she will walk with a teacher to the gym. There, your child will wait patiently (with supervisors of course 😊) until a parent/caretaker walks into the gym to pick him/her up. Once you have your child, you may walk back out to your vehicle and head home. **IF YOUR CHILD IS A WAITER, PLEASE PLEASE PLEASE REMEMBER TO ALWAYS HAVE YOUR SPECIAL LIGHT PURPLE PICK UP # IN YOUR HAND WHEN YOU COME TO PICK UP YOUR CHILD. If you can not pick up your child, be sure to give that special light purple # to whoever is going to pick up your child. No one will be allowed to pick up your child without that special light purple #. (This special light purple pick up # was mailed to you. If your child is going to be a Waiter and you did not receive one, call the office and they will make you a new one.)**

Show and Tell

Thursday will be our "Show and Tell" day. Every Thursday your child needs to bring an object from home to "show" and "tell" about. Usually I specify exactly what kind of object your child needs to bring. For example, when we study color words, I have the children bring an object that is the color of the week, AND I have them try to WEAR the color of the week on that same Thursday as well. After color words, I will have the kids bring in an object that begins with (or ends with) the Letter of the Week. Sometimes, I might ask them to bring an object related to the unit we are studying. Just read the weekly newsletter to find out. *It is very important that your child bring something each week for Show and Tell. By doing so, your child learns how to stand in front of a large group of people, SMILE ☺, look them in the eye, and speak confidently using complete sentences and a loud, clear voice. This is a wonderful skill for ALL ages to learn!

Earn & Collect for SES - Box Tops and Pop Tabs

Download the Box Tops app and start earning cash for your school every time you shop! Box Tops has over 80 brands and 350 participating products that families LOVE!!! Just scan your in-store or online receipt with the Box Tops app. It's THAT SIMPLE!!! Over the years, the PTO has bought many cool things for the kids with this Box Top money!

Our school collects pop tabs and donates them to the Ronald McDonald House. It's a great feeling to know that we are helping to make a difference in the lives of other little kids and their families.

Please ask everyone you know to help earn Box Top \$ and collect Pop Tabs throughout the year.

Special Groceries

We love to make and eat fun things at school. Be on the lookout for notes asking you to send in a special grocery item. I might ask for some gummy bears, a box of cereal, chocolate pudding, etc. I also usually try to send these notes home a week in advance. Each parent will probably have the opportunity to donate 3 items during the year, so, I am thanking each and every one of you in advance. Your help is always greatly appreciated.

Film Developing

Every year I take tons of pictures of the kids and develop them to use throughout the room as well as make some really neat class books. In order to help keep my costs down I am asking for a donation of \$5 from each family. If you could send the \$5 with your child to school in an envelope marked "Film Developing" by early next week, I would be forever grateful. I have already started taking pictures today and will hopefully have them developed by tomorrow.

The first week of school

We will spend our first week getting acquainted with each other, SES, school rules, our daily routine, and one of my very favorite books, Chicka Chicka Boom Boom. In this story all of the lowercase letters of the alphabet are trying to beat each other to the top of a coconut tree. Guess what happens when they all make it to the top????!!! This is a great book to start kindergarten with. We are going to be rocking and rolling to the alphabet and doing all kinds of fun activities to go along with this story! The kids are going to have so much fun they won't even have a clue how much they are actually learning! I am very excited about this upcoming year, and I hope you are too! We are going to have a BLAST!!!! Thank you so much for sharing your child with me this year!!!! TOGETHER, WE ARE GOING TO MAKE A GREAT TEAM!!!!

My email address: dickenss@sullivan.k12.il.us

My cell phone #: 217-433-3401

SES phone #: 217-728-2321

The BEST way to get ahold of me is to TEXT or CALL me on my CELL PHONE.

Please don't ever feel like you are bothering me.








YOUR CHILD IS IMPORTANT...

And OH SO LOVED!!! ☺



Your child may get drinks out of the water fountains or choose to bring a water bottle from home. The spill-proof ones that your child can fill and refill independently work the best!

I NEED TO STAY AT HOME IF...

						
FEVER	VOMITING	DIARRHEA	RASH	HEAD LICE	EYE INFECTION	HOSPITAL STAY AND/OR ER VISIT
Temperature of 100.4 or higher	Within the past 24 hours	Within the past 24 hours	Body rash with itching or fever	Itchy head, active head lice	Redness, Itching, and/or "crusty" drainage from eye	Hospital stay and/or ER visit

I AM READY TO GO BACK TO WORK OR SCHOOL WHEN I AM...

Fever free for 24 hours without the use of fever reducing medication i.e. Tylenol, Motrin	Free from vomiting for at least 2 solid meals	Free from diarrhea for at least 24 hours	Free from rash itching, or fever. I have been evaluated by my doctor if needed.	Treated with appropriate lice treatment at home and proof is provided to nurse.	Evaluated by my doctor and have note to return to school.	Released by medical provider to return to work or school.
---	---	--	---	---	---	---

PROGRESS REPORT	SULLIVAN COMMUNITY UNIT SCHOOL DISTRICT #300
------------------------	---

Grade: KG
 School: Sullivan Elementary School
 School Year: 2019-20
 Teacher:

Student: _____

DESCRIPTION OF MARKS FOR SUBJECT AREA STRANDS & WORK/SOCIAL SKILLS

+ Satisfactory 90 - 100%	# Making Progress 80 - 89%	- Experiencing Difficulty 79% or Below
--------------------------------	----------------------------------	--

Class: KMath / 01 Math Teacher: SARA DICKENS				
	Q1	Q2	Q3	Q4
MATH				
I recognize shapes				
I recognize numbers to 20				
I count objects to 20				
I write numbers to 20				
I can add				
I can subtract				

Class: KREAD / 01 Reading Teacher: SARA DICKENS				
	Q1	Q2	Q3	Q4
READING				
I name all uppercase letters				
I name all lowercase letters				
I name all letter sounds				
I read sight words				
I can rhyme				
I read CVC words				
I read sentences on my own				
I understand what I read				

Class: KWRITE / 01 Kindergarten Writing Teacher: SARA DICKENS				
	Q1	Q2	Q3	Q4
Writing				
I can write my name correctly				
I can write all letters correctly				
I can write complete sentences				

Class: KCheck / 01 Kindergarten Checked Items Teacher: SARA DICKENS				
	Q1	Q2	Q3	Q4
CHECKED ITEMS APPLY TO YOUR CHILD				
Conference requested				
Percentage (must have 90% to be promoted to first grade)				

Class: KMusic / 0D K Music Teacher: COURTNEY LEACH				
	Q1	Q2	Q3	Q4
MUSIC				
Basic Music Skills				
Effort				

Class: KPE / 0D K P.E. Teacher: DON TYPER				
	Q1	Q2	Q3	Q4
P.E.				
Basic skills				
Effort				

Class: KTeach / 01 K Work/Social Skills Teacher: SARA DICKENS				
	Q1	Q2	Q3	Q4
WORK AND SOCIAL SKILLS				
Respects others, things, and self				
Works independently				
Organizes materials				
Follows directions				

Attendance	Q1	Q2	Q3	Q4
Days in Term	0	0	0	0
Present	0	0	0	0
Absent	0	0	0	0
Tardy	0	0	0	0

Student is:
 Promoted to Grade 1 _____
 Recommended for retention _____
 Promotion contingent upon successful completion
 of summer school _____

Write your name: _____

Date: _____

Dear Parents,

I recently screened your child on the following information. Items your child had difficulty with have been circled. Please continue to review these items with your child daily as we continue to do so at school. Thank you for your cooperation. If you have any questions, feel free to contact me at school (728-2321).

Identifies Letters (52 points)

C O A D G Q S E I U
W Y J R N M P L T B
H K F V X Z c o a d
g q s e i u w y j r n
m p l t b h k f v x z

Names Letter Sounds (26 points)

c o a d g q s e i u w y j
r n m p l t b h k f v x z


Reads CVC words (5 points)

cat _____ dog _____ fun _____ red _____ zip _____

Names Rhyming Words (5 points)

cat _____ dog _____ fun _____ red _____ zip _____

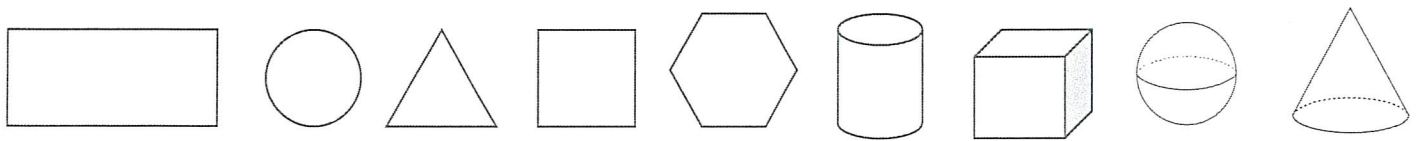
Counts objects (1 point)



Identifies Numbers (21 points)

4 1 3 5 0 2 9 6 8 10 7
19 17 11 14 20 15 13 18 12 16

Identifies 2D & 3D Shapes (9 points)



Reads Kindergarten First Words (50 points)

red with was orange and you like
yellow I green for blue to can
purple are black do want this we
they gray of white the what pink
help my see me is a where too
brown he said play here go have
she good look come who little has does

Reads Kindergarten Sentence (6 points)

I can see the yellow bus.

Your child's score ____/175 = ____%

(Your child must master 90% of the total 175 points to be promoted to 1st grade.)

a b c d e f g h i j k l m

© 1993 Mary Sundberg

n o p q r s t u v w x y z

A B C D E F G H I J K L M

© 1995 Sundberg Learning Systems, Inc.

N O P Q R S T U V W X Y Z

a a a b g q s e i u w y j

© 1994 Sundberg Learning System, Inc.

r n m p t b h k f x v z

Dear Parents,

Below is an example of how we will be teaching your child to write numbers. I have included the rhymes I like to use when teaching children to write and recognize these numbers. The kids love to say these rhymes, and if they don't recognize the numbers 1-10 yet, the rhymes help them to catch on pretty quickly. Since parents are often asking me to teach them the number rhymes as well, I decided to make a list of them. Please keep this paper so you or your child may refer to it as needed. (Watch out!! You just might have some fun learning these rhymes along with your child! Enjoy!)

↓ 1 Straight line, 1 is fine

↗ 2 Around and back on the railroad track - choo choo - that's a 2

↗ 3 Around a tree and around a tree, that makes 3

↓ 1 2
4 Down and over and down some more, that makes 4

↓ 1 ← 2
5 Down and around, put on a hat - I can make a 5 just like that


↓ 6 Down and a loop, 6 rolls a hoop

→ 7 Across the sky and down from heaven, that makes 7

↖ 8 Make an S, but don't wait, go straight back up and make an 8

↖ 9 A loop and a line, that makes 9

↓ 1 2
10 1 and 0, they are friends, together they make the number 10



Happy Birthday!



We will be celebrating your child's birthday this year in Kindergarten. If we have school on his/her birthday, we will celebrate it on that day. If your child's birthday falls on a weekend, we will either celebrate it the week before or the week after. If your child's birthday is in the summer, we will celebrate his/her "HALFY" birthday. I will send home a note in advance letting you know exactly when we will be celebrating your child's BIG DAY!!!! I definitely try to make your child feel SUPER SPECIAL on his/her birthday! Your child will get to be the line leader ALL day long, do ALL of the jobs ALL day long, answer the phone for me, pass out papers for me, be sung to, get to pick a book for me to read to the class (or bring a favorite book from home), receive a special little gift, and the list goes on and on. We no longer allow birthday treats or take home treat bags due to so many allergies, however you may purchase a treat from the school for your child to pass out to his/her ____ classmates if you would like. (Mrs. Byers knows ALL of the kids at SES (including ALL of their allergies) and since all of the treat orders go through her now, she makes sure that EVERYONE GETS A TREAT THEY CAN EAT!! ☺) Treats available for purchase are listed on the back and range from 45-70 cents a piece. We usually try to celebrate birthdays at 2:20, so if you would like to come, watch, take pictures, and be a guest reader, THAT WOULD BE AWESOME!!!! You are always more than welcome to visit us anytime... ESPECIALLY on your child's birthday!!!!

☺ Sara Dickens

Sullivan Elementary School 2023 - 2024 Calendar

Thurs., August 10 – Teachers Institute/SES Parent Night 6:00 - 7:00

Fri., August 11 – Teachers Institute

Mon., August 14 – First Day of School (*Kindergarten Meet The Teacher*)

Tues., August 15 - First Day for Kindergarten students

Wed., August 16 - Meet the Teacher (Project Help/EC)

Thurs., August 17 - First Day for Project Help/EC)

Mon., Sept. 4 – Labor Day – No School

Thurs., Sept. 14-Grandparents Night (Open House) 6:00 - 7:00; SES Book Fair 3:00-7:00

Tues., Sept. 19 - Fall Picture Day

Fri., Oct. 6 – School Improvement Day – No School

Mon., Oct. 9 – Columbus Day – No School

Fri., Oct. 13 - End of First Quarter

Tues.Oct. 24 – P/T Conferences 3:30-6:30 p.m. Early Dismissal (1:45 PreK/2:20 K-5)

Thurs.Oct. 26 – P/T Conferences 3:30-6:30 p.m. Early Dismissal (1:45 PreK/2:20 K-5)

Fri., Oct. 27 – No School for P/T Conferences

Fri., Nov. 10 - Veterans Day Assembly @ 8:30

Wed., Nov. 22-24 –Thanksgiving Break–No School

Tues., Dec. 12 - K-2 Christmas Program @ 6:30 p.m.

Fri., Dec. 22 through Mon., Jan. 2 – Christmas Break (End of Second Quarter)

Wed., Jan. 3 – Teachers Institute

Thurs., Jan. 4 – Students Return

Mon., Jan. 15 – Martin Luther King Jr., Day – No School

Fri., Feb. 9 – School Improvement Day – No School

Mon., Feb. 12 – Lincoln’s Birthday – No School

Fri., March 8 - End of Third Quarter

Mon., March 11 - Fri. March 15 - Spring Break

Fri., March 29 - No School

Mon., April 1 - No School

Wed., April 10 - Kindergarten Orientation @ 6:00 p.m.

Fri., April 12 - School Improvement Day

Fri., April 19 – Emergency Day

Fri., April 26 – Emergency Day

Fri., May 3 – Emergency Day

Fri., May 10 - Emergency Day

*Thurs., May 16 - SES Track Meet * 4:00 p.m. HS Track*

Fri., May 17 - Emergency Day

Sun., May 19 - Graduation

Thurs., May 23 - Last Day of Student Attendance

Fri., May 24 – Teachers Institute

Need to Schedule:

*PTO Monster Mash * @ 6:00 p.m.*

*Family Reading Night @ 6:00 p.m. * (PTO)*